





High-sensitivity, high-throughput  
microelectrode array system for  
scientists who value data quality



**Unrivaled Data Quality for the Highest  
*Reliability and Reproducibility***

MED64 product information  
[www.med64.com](http://www.med64.com)

# DATA QUALITY THAT YOU CAN COUNT ON



Unrivaled Data Quality for the Highest **Reliability** and **Reproducibility**

## Our Story


Alpha MED Scientific, engineers, manufactures, and markets MED64 Microelectrode array systems. In 1997, Panasonic leveraged their electronics expertise to develop and launch the original MED64 as the **first** commercially available in-vitro microelectrode array (MEA) system. In 2010, Alpha MED Scientific was formed to continue the MED64 product line. Leveraging decades of electronic and scientific engineering expertise, Alpha MED Scientific produces **the most sensitive** MEAs on the market, allowing our users to record important and meaningful signals that are filtered out by other platforms.

Our mission is to enrich electrophysiologists with our industry leading expertise in electronics design and manufacturing.



# LOW-NOISE TECHNOLOGY

The MED64 Presto is engineered for low noise. Low-noise and superior recording performance is achieved by Alpha MED's unique carbon nanotube technology. The electrodes of Presto are composed of a carbon nanotube material that offers extraordinary conductivity and low impedance characteristics resulting in an extracellular electrophysiological signal that is not compromised by digital filtering. An industry leading signal-to-noise leads to an uncompromised signal for more reliable and more reproducible data.



Carbon nanotube electrodes are highly transparent, have a flat surface, and are highly durable.

Reproducible and reliable data is a hallmark of the MED64 Presto. The unique Sakura plate is engineered for easy and accurate seeding of cells.



Cross-section diagram for the carbon nanotube electrode (pink)

## Advantages



MEA Plate24 Comfort

### Superior Sensitivity

Industry leading signal-to-noise ratio providing high-quality uncompromised data

### Superior Cell Adhesion

Flat carbon nanotube material provides a culture-friendly substrate for excellent cell adhesion resulting in a more consistent recording

### Crystal Clear Transparent Base

A glass transparent base allows unimpeded cell imaging directly on the MED64 Presto's MEA Plate



# SOPHISTICATED HIGH-END SOFTWARE

The **MEA Symphony software** is the most sophisticated acquisition and analysis software for both neuron and cardiomyocyte cell cultures. Visualize all data, from raw voltage and extracted action potentials to cumulative response measurements at the electrodes and wells. Visualizing raw data as its collected will allow for quick identification of interesting or anomalous data. With a number of automated data collection and analysis features, it is intuitive and easy-to-use. The MEA Symphony has a number of high-level analyses to choose from so data analysis is in the experimenter's hands, where it belongs!

MEA Symphony's **Neuro** software has sophisticated spike, burst, and network burst analyses. Automated drug dose-response analysis makes compound testing assays effortless.

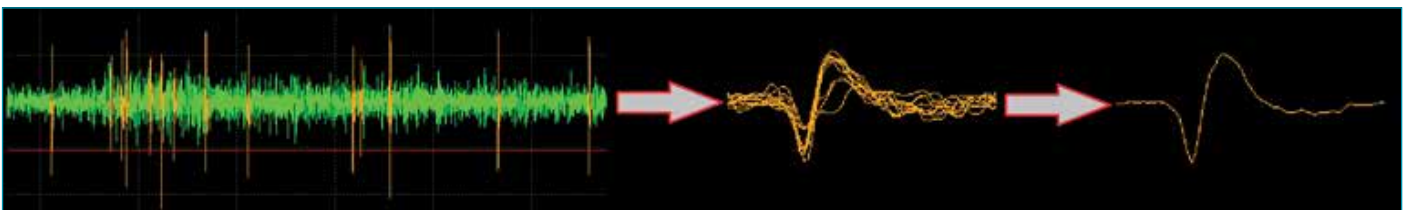


MEA Symphony's **Cardio** software has sophisticated beat rate, field potential duration (FPD), and propagation analyses as well as automated compound and drug dose-response analyses.

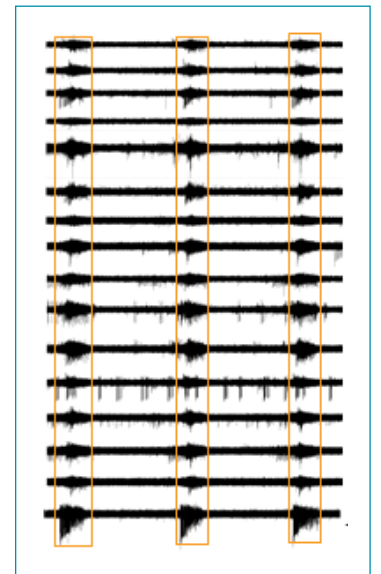
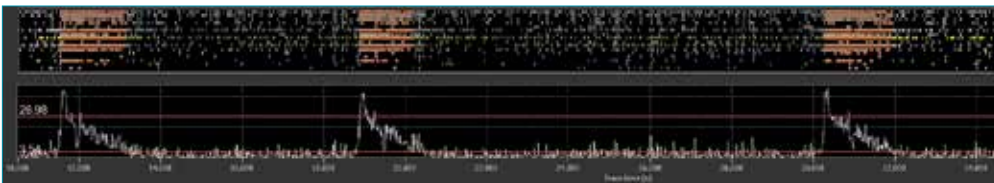
# HIGH-LEVEL NEURON RECORDING AND ANALYSIS

Due to its high-sensitivity low-noise electrodes, the MED64 Presto can detect signals that can be missed by other systems. Record more reliable signals with the MED64 Presto and improve the reproducibility and reliability of neuron studies. The MEA Symphony software has several high-level analyses for neuron cultures. All analyses can be confirmed by MEA Symphony's robust graphic capability and easily exportable into other graphing and statistical software for additional analysis.

## Spike Extraction



## Burst Detection



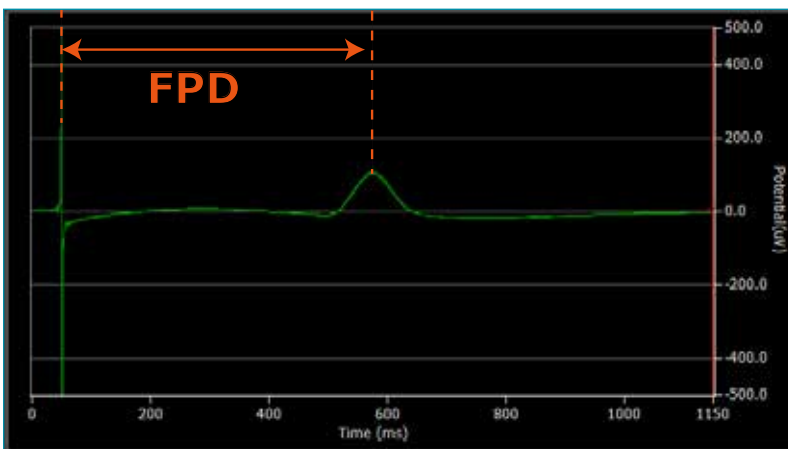
### AVAILABLE ANALYSES

- Spike Extraction
- Spike frequency for all (or selected) electrodes in a well
- Spike frequency per electrode, well, and treatment
- Spike counting per electrode, well, and treatment
- Inter-spike interval per electrode, well, and treatment
- Raster plot (distribution of spike time stamp)
- Burst detection
- Heat map (Visualization of spike frequency)
- Burst frequencies, burst duration, onset time, Inter burst intervals, and MORE

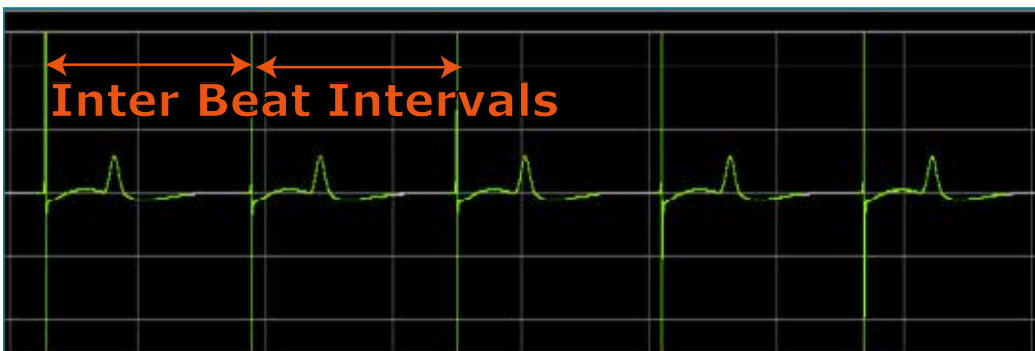
# HIGH-LEVEL CARDIO RECORDING AND ANALYSIS

MED64 Presto's high-sensitivity low-noise electrodes afford clear cardiomyocytes signal detection. Record cleaner cardio signals at more electrodes and improve reproducibility and throughput. MEA Symphony software has several high-level analysis for cardio beat detection. Confirm all analysis via Symphony's robust graphing capabilities or easily export data into other software for additional analysis and graphing.

## Field Potential Duration



## Beat Characteristics



### AVAILABLE ANALYSES

- Extract beat signals per electrode, well, and treatment
- FPD (Field Potential Duration) per electrode, well, and treatment
- Beat Frequency per electrode, well, and treatment
- Inter-beat-interval per electrode, well, and treatment
- Propagation and Conduction velocity per electrode, well, and treatment

# SPECIFICATIONS AND FEATURES

## MEA Plate

| Well format         | Parts NO       | No. electrode / well | Well size                 |
|---------------------|----------------|----------------------|---------------------------|
| MEA Plate24 Comfort | MED-Q2430L     | 16                   | Φ16mm x 10mm (h)          |
| MEA Plate24 Eco     | MED-Q2430M     | 16                   | Φ11mm x 10mm (h)          |
| MEA Plate24 Sakura  | MED-Q2430S     | 16                   | Φ5 mm (bottom) x 10mm (h) |
| MEA Plate48         | MED-Q4830      | 8                    | 16mm x 7mm x 10mm (h)     |
| MEA Plate96         | MED-Q630       | 4                    | Φ7mm x 10mm (h)           |
| MEA Plate6          | Available soon | 64                   | Φ22mm x 10mm (h)          |



MEA Plate24 Comfort



MEA Plate48



MEA Plate6

## MEA Accessories



CellSpotter24 Comfort



CellSpotter24 Comfort placed on the MEA Plate



CellDroplet24

## MED64 Presto System

| Amplifier, Acquisition |                                    | Amplifier, Stimulation |                | Electrode, Well     |                     |
|------------------------|------------------------------------|------------------------|----------------|---------------------|---------------------|
| Number of channel      | 384                                | Output                 | Voltage driven | Electrode material  | Carbon nanotube     |
| Gain                   | 1000x                              | Output electrode       | 2 per 1 well   | Electrode size      | 50 μm x 50μm        |
| Sampling rate          | 20 kHz                             | Max. output voltage    | +/- 2 Vp       | Electrode impedance | 7 kohm (Typ.)       |
| RMS noise              | 1.2 μV (< 5kHz)<br>0.9 μV (<3 kHz) | Temperature Controller |                | Insulation layer    | Polyimide           |
|                        |                                    | Heater                 | Transistor x 4 | Material            | Substrate: Glass    |
| High pass filter (LCF) | 0.1Hz                              | Sensor                 | Sensor IC      |                     | Well: Acrylic resin |
| Low pass filter (HCF)  | 5 kHz                              | Resolution             | +/- 0.1°C      |                     | Lead: ITO           |
| Output channel         | 1<br>(for Trigger Output)          | Temperature Controller | Omron<br>EG5C  |                     |                     |

Integrated stage heater and environmental provide a physiologically-friendly environment for cell culture assays






Copyright: 2018 Alpha MED Scientific Inc. All rights reserved. Alpha MED Scientific will not guarantee that same results will be obtained using the MED64 Presto. Alpha MED Scientific is a subsidiary of SCREEN Holdings.


BS181201\_1

**Science Products GmbH**

Hofheimer Straße 63  
D- 65719 Hofheim  
Phone: +49 6192 90 13 96  
Fax: +49 6192 90 13 98

Email: [info@science-products.com](mailto:info@science-products.com)

 +48 12 363 80 52

 +43 7207 7 54 55



**SCIENCE PRODUCTS** GmbH  
*for Research in Life Sciences*

in collaboration with:

**Science Products Trading SPT AG**

Käferholzstr. 142  
CH- 4058 Basel  
Phone +41 43 488 05 61  
Fax: +41 43 488 05 62

